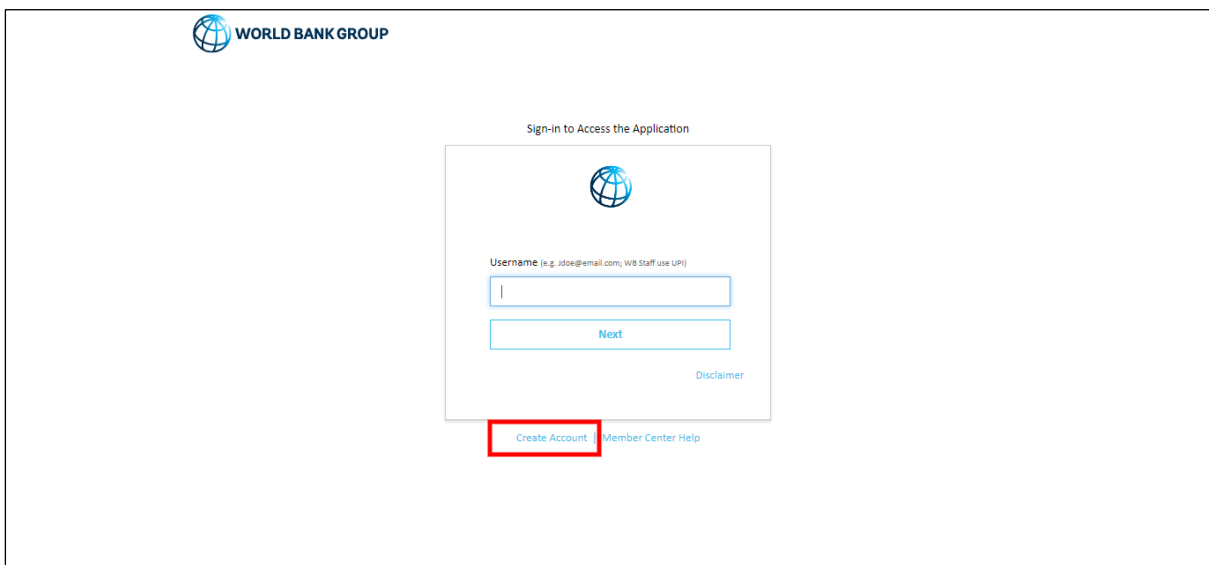


Enrollment Guide to Course “Introduction to Index Insurance (Self-Paced)”

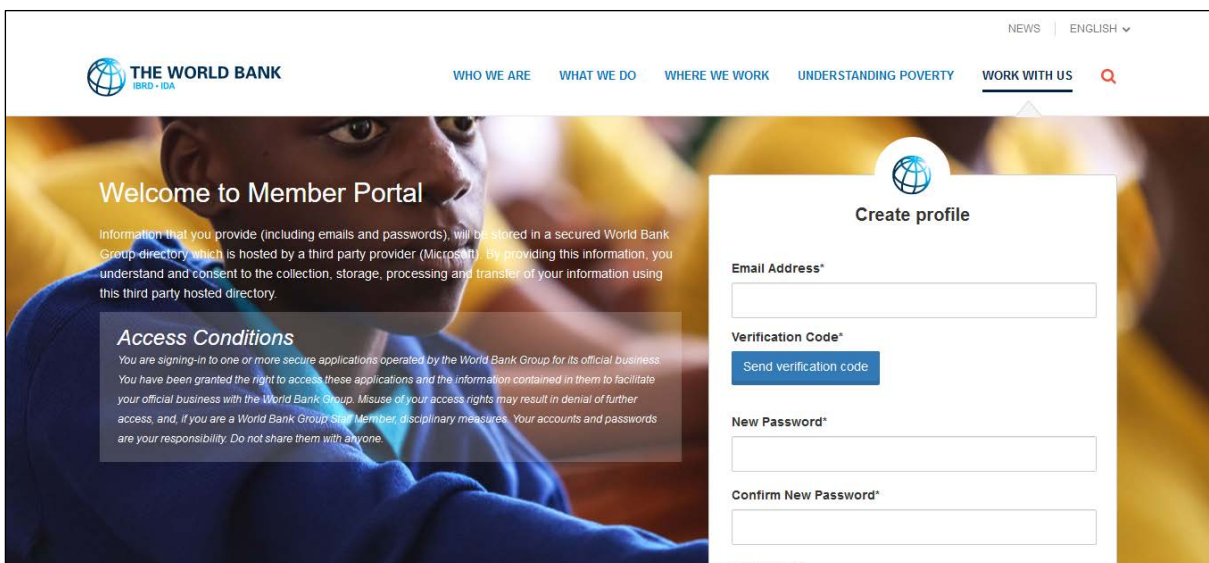
Steps to enroll in the “Introduction to Index Insurance (Self-Paced)” Course as a New user

1. Click the “[Enroll Now!](#)” link in the “Introduction to Index Insurance (Self-Paced)” course description page on the OLC website <https://olc.worldbank.org/content/introduction-index-insurance-self-paced>
2. You will be redirected to the screen below with the option to Create Account in the sign-in form.



The screenshot shows the World Bank Group logo at the top left. The main heading is "Sign-in to Access the Application". Below this is a form with a globe icon, a "Username" field (with a placeholder example: "e.g. jdoe@email.com; WB Staff use UPI"), a "Next" button, and a "Disclaimer" link. At the bottom of the form, there is a "Create Account" link highlighted with a red box and a "Member Center Help" link.

3. In the sign-in form that displays, provide an email, password, first name, last name, and other profile-related information.



The screenshot shows the World Bank Group logo and navigation menu at the top. The main heading is "Welcome to Member Portal". Below this is a "Create profile" form with the following fields: "Email Address*", "Verification Code*" (with a "Send verification code" button), "New Password*", and "Confirm New Password*". There is also a "First Name*" field at the bottom. A "Access Conditions" box is visible on the left side of the form.

4. Enter your email address. Click the “Send Verification code” button. Access your personal email account, where you should have received an email with a code.

THE WORLD BANK
IBRD • IDA

NEWS | ENGLISH

WHO WE ARE | WHAT WE DO | WHERE WE WORK | UNDERSTANDING POVERTY | **WORK WITH US** | Q

Welcome to Member Portal

Information that you provide (including emails and passwords), will be stored in a secured World Bank Group directory which is hosted by a third party provider (Microsoft). By providing this information, you understand and consent to the collection, storage, processing and transfer of your information using this third party hosted directory.

Access Conditions
You are signing-in to one or more secure applications operated by the World Bank Group for its official business. You have been granted the right to access these applications and the information contained in them to facilitate your official business with the World Bank Group. Misuse of your access rights may result in denial of further access, and, if you are a World Bank Group Staff Member, disciplinary measures. Your accounts and passwords are your responsibility. Do not share them with anyone.

Create profile

Email Address*

Verification Code*
Send verification code

New Password*

Confirm New Password*

First Name*

5. Enter the verification code and click on ‘Verify Code’.

THE WORLD BANK
IBRD • IDA

NEWS | ENGLISH

WHO WE ARE | WHAT WE DO | WHERE WE WORK | UNDERSTANDING POVERTY | **WORK WITH US** | Q

Welcome to Member Portal

Information that you provide (including emails and passwords), will be stored in a secured World Bank Group directory which is hosted by a third party provider (Microsoft). By providing this information, you understand and consent to the collection, storage, processing and transfer of your information using this third party hosted directory.

Access Conditions
You are signing-in to one or more secure applications operated by the World Bank Group for its official business. You have been granted the right to access these applications and the information contained in them to facilitate your official business with the World Bank Group. Misuse of your access rights may result in denial of further access, and, if you are a World Bank Group Staff Member, disciplinary measures. Your accounts and passwords are your responsibility. Do not share them with anyone.

Create profile

Email Address*

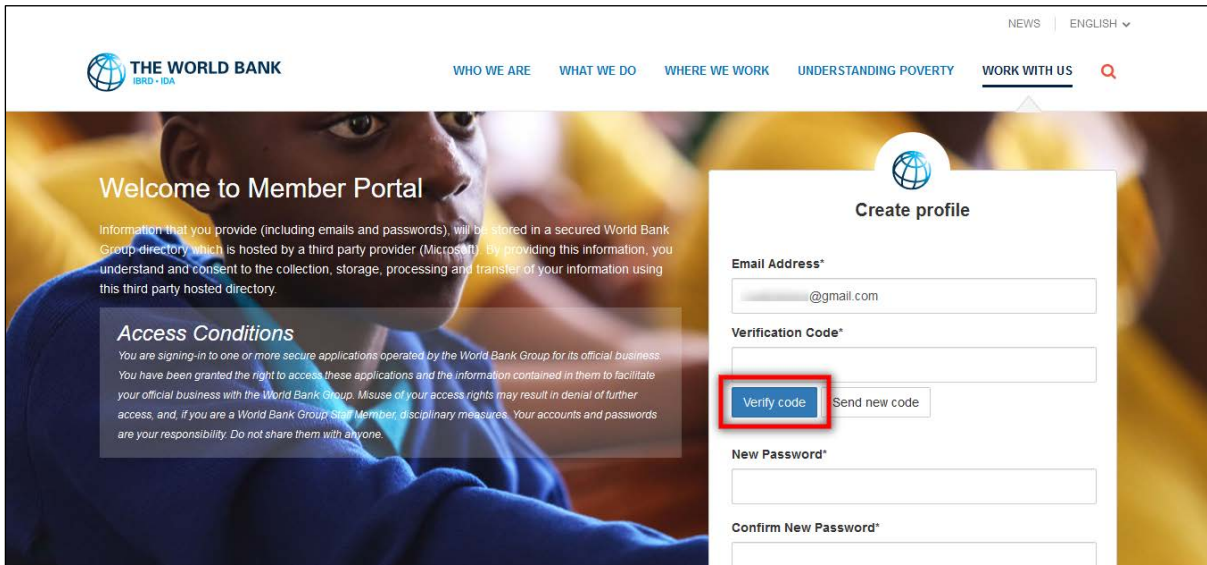
Verification Code*

Verify code | Send new code

New Password*

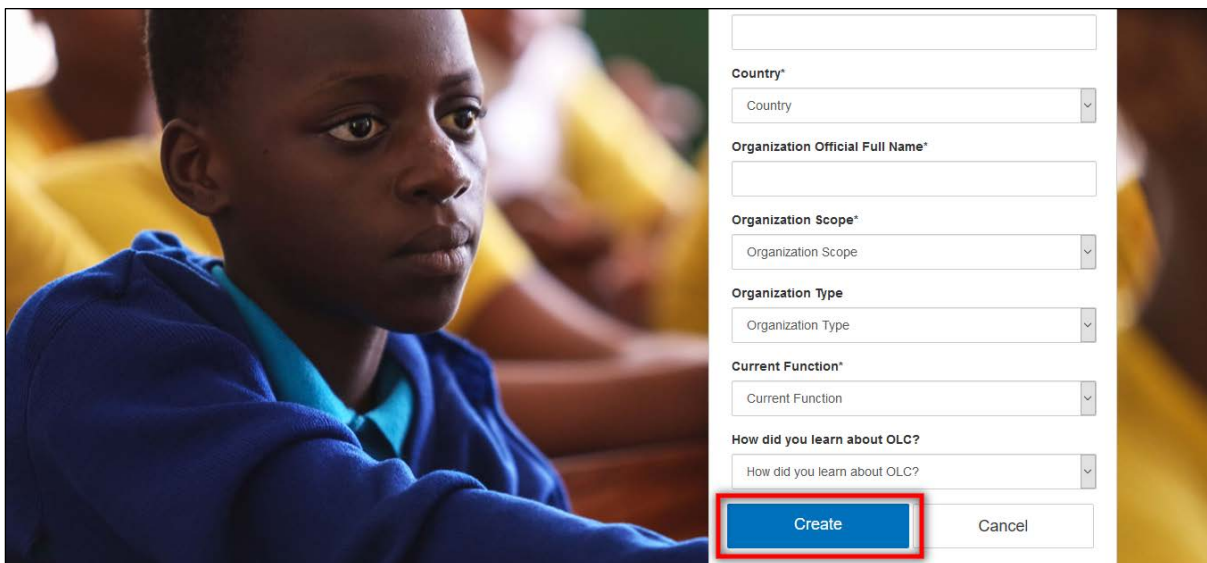
Confirm New Password*

6. Upon successful verification this button will be “Change e-mail.” Use this button only when you want to register using a different email.



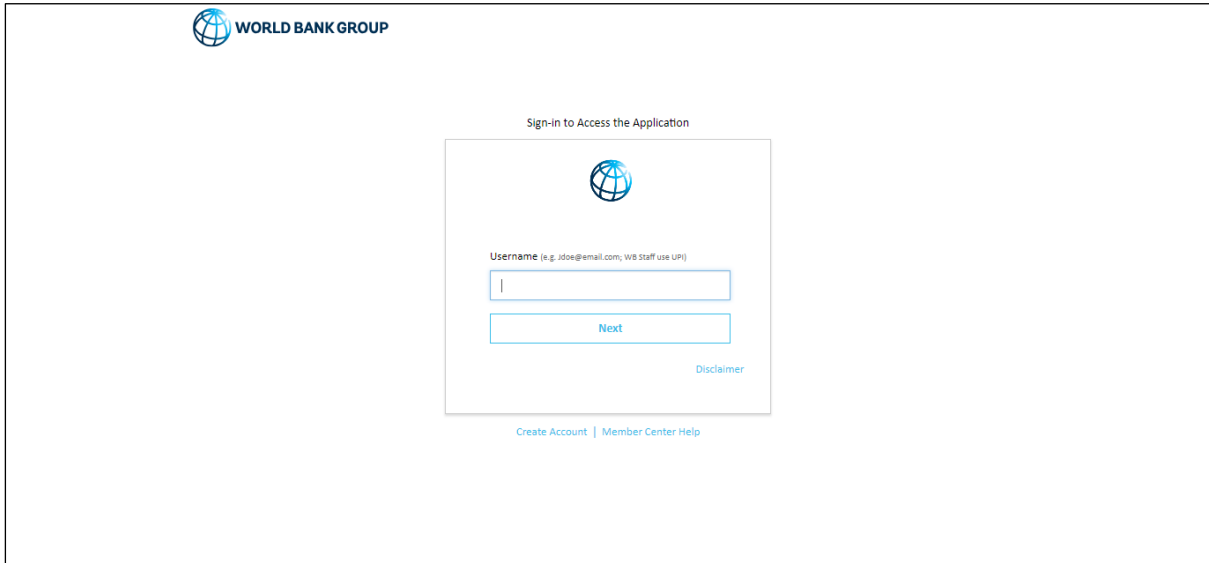
The screenshot shows the 'Create profile' form on the World Bank Member Portal. The form includes fields for Email Address*, Verification Code*, New Password*, and Confirm New Password*. A 'Verify code' button is highlighted with a red box, and a 'Send new code' button is visible next to it. The background features a young boy in a blue school uniform.

7. Once the code is validated, fill in the remaining fields, such as password, first name, last name, etc., and click on the Create button.

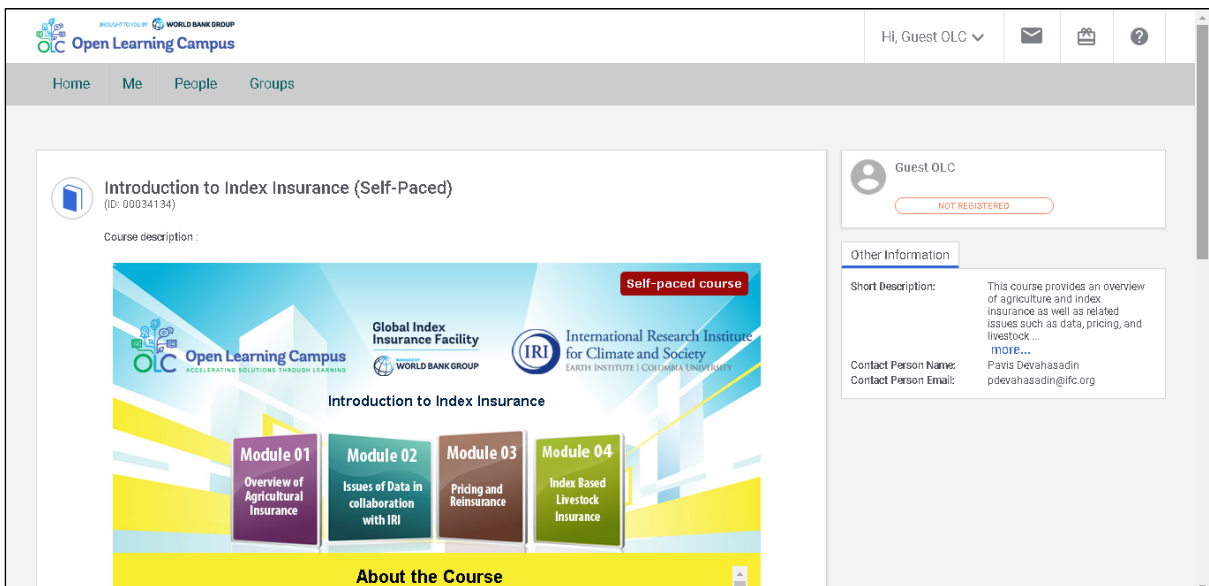


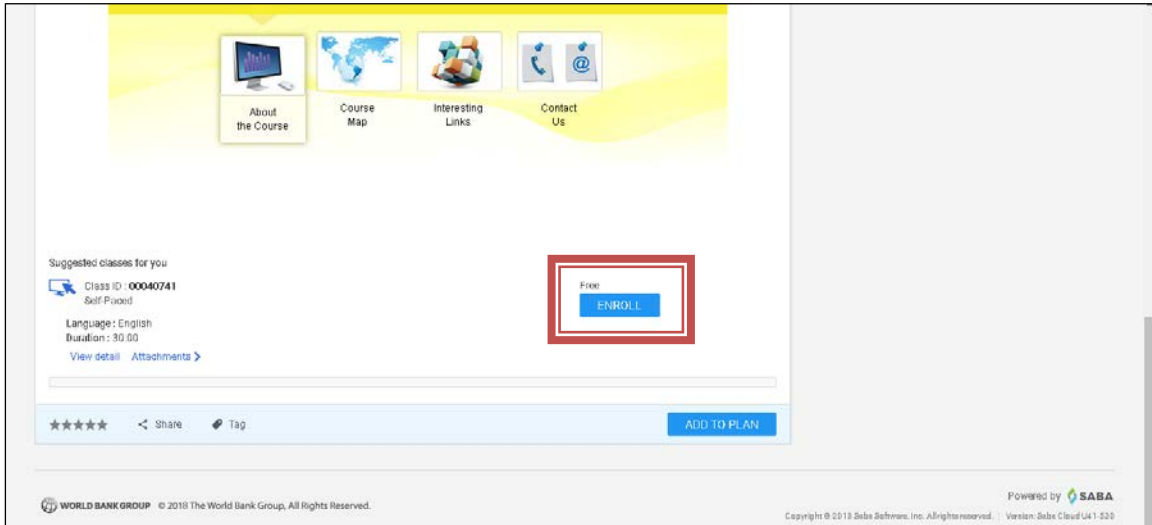
The screenshot shows the 'Create profile' form with the following fields: Country* (dropdown), Organization Official Full Name* (text), Organization Scope* (dropdown), Organization Type (dropdown), Current Function* (dropdown), and How did you learn about OLC? (dropdown). The 'Create' button is highlighted with a red box, and a 'Cancel' button is visible next to it. The background features a young boy in a blue school uniform.

8. Upon successful creation of the profile, the user will be redirected to the Login screen to enter an email address and click on the Next button.



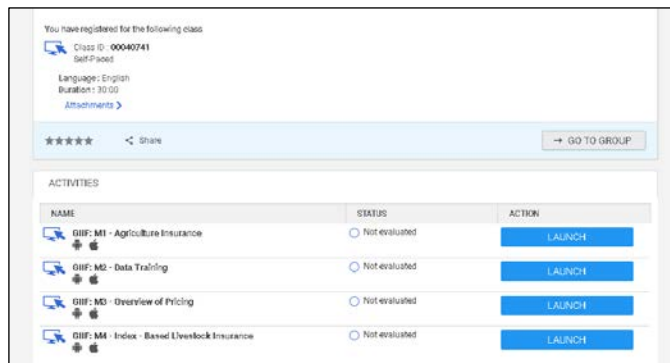
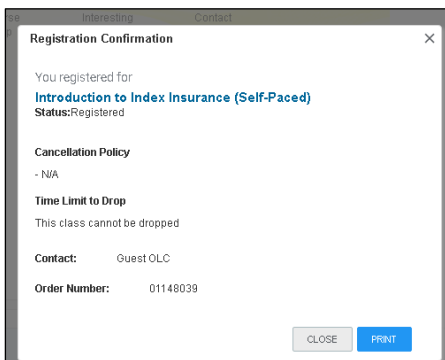
9. Upon successful Login, the user will be redirected to the course details page in Saba Cloud. A screenshot of Introduction to Index Insurance course details page is shown below.





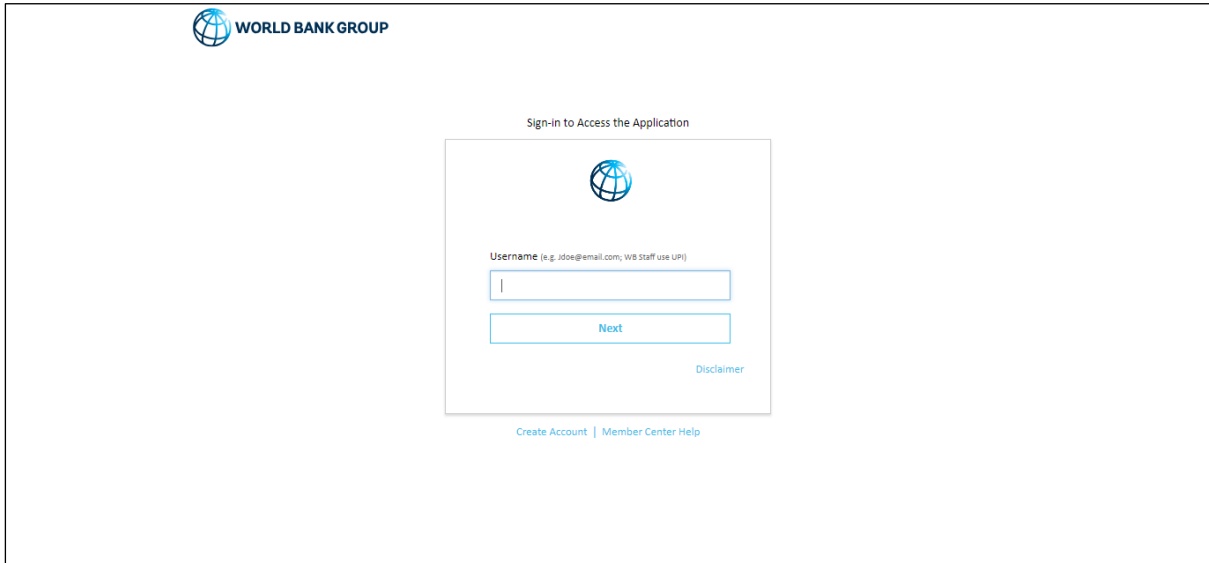
10. Click Enroll to register yourself to the course.

11. After you see the registration confirmation window, you can close it and then Click on Launch to take the course.



Steps to enroll to the “Introduction to Index Insurance (Self-Paced)” Course as Existing OLC user

1. Click the “[Enroll Now!](https://olc.worldbank.org/content/introduction-index-insurance-self-paced)” link in the “Introduction to Index Insurance (Self-Paced)” course description page on the OLC website <https://olc.worldbank.org/content/introduction-index-insurance-self-paced>
2. You will be redirected to the screen below. Enter the email address you have already registered to OLC with, to sign-in. Click on the Next button.



WORLD BANK GROUP

Sign-in to Access the Application

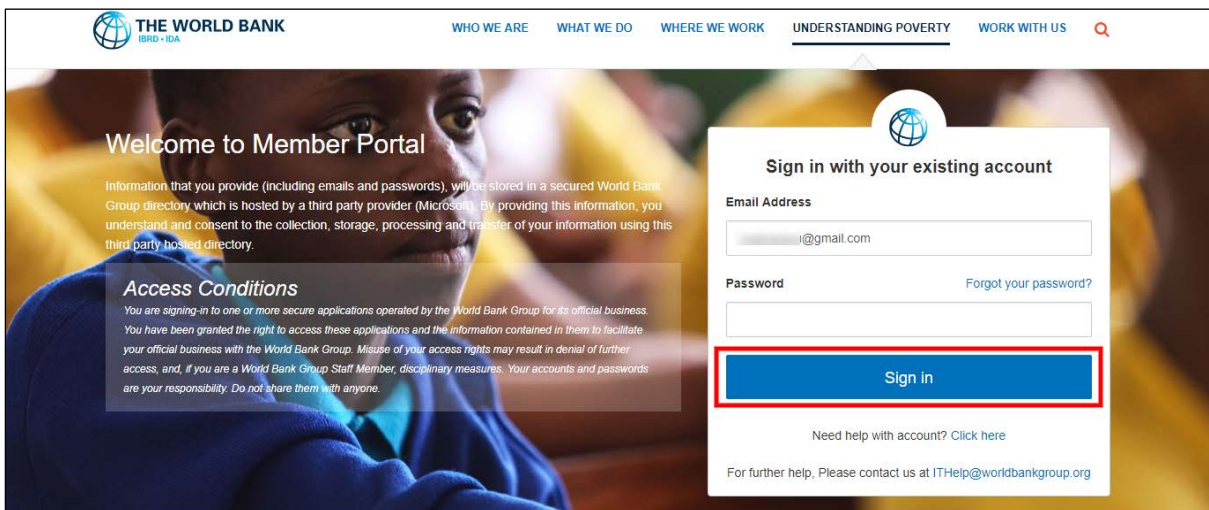
Username (e.g. j.doe@email.com; WB Staff use UPI)

Next

Disclaimer

Create Account | Member Center Help

3. Enter the password associated with the email address and click on the Sign In button.



THE WORLD BANK

WHO WE ARE WHAT WE DO WHERE WE WORK UNDERSTANDING POVERTY WORK WITH US

Welcome to Member Portal

Information that you provide (including emails and passwords), will be stored in a secured World Bank Group directory which is hosted by a third party provider (Microsoft). By providing this information, you understand and consent to the collection, storage, processing and transfer of your information using this third party hosted directory.

Access Conditions
You are signing-in to one or more secure applications operated by the World Bank Group for its official business. You have been granted the right to access these applications and the information contained in them to facilitate your official business with the World Bank Group. Misuse of your access rights may result in denial of further access, and, if you are a World Bank Group Staff Member, disciplinary measures. Your accounts and passwords are your responsibility. Do not share them with anyone.

Sign in with your existing account

Email Address
@gmail.com

Password [Forgot your password?](#)

Sign in

Need help with account? [Click here](#)

For further help, Please contact us at ITHelp@worldbankgroup.org

4. Once your credential is validated, you will be logged in successfully and redirected to the course details page in OLC (Saba Cloud).
5. Click Enroll to register yourself to the course.

Hi, Guest OLC

Home Me People Groups

Introduction to Index Insurance (Self-Paced)
(ID: 00034134)

Course description :

Self-paced course

Global Index Insurance Facility
WORLD BANK GROUP

International Research Institute for Climate and Society
EARTH INSTITUTE | COLUMBIA UNIVERSITY

Introduction to Index Insurance

- Module 01: Overview of Agricultural Insurance
- Module 02: Issues of Data in collaboration with IRI
- Module 03: Pricing and Reinsurance
- Module 04: Index Based Livestock Insurance

About the Course

Guest OLC
NOT REGISTERED

Other Information

Short Description: This course provides an overview of agriculture and index insurance as well as related issues such as data, pricing, and livestock... [more...](#)

Contact Person Name: Pavis Devahasadin
Contact Person Email: pdevahasadin@ifc.org

About the Course Course Map Interesting Links Contact Us

Suggested classes for you

Class ID : 00040741
Self Paced
Language : English
Duration : 30.00
[View details](#) [Attachments >](#)

Free ENROLL

★★★★★ < Share Tag ADD TO PLAN

WORLD BANK GROUP © 2018 The World Bank Group. All Rights Reserved. Powered by SABA
Copyright © 2018 Saba Software, Inc. All rights reserved. Version: Saba Cloud v4.1.523

6. After you see the registration confirmation window, you can close it and then Click on Launch to take the course.

Registration Confirmation

You registered for
Introduction to Index Insurance (Self-Paced)
Status:Registered

Cancellation Policy
- N/A

Time Limit to Drop
This class cannot be dropped

Contact: Guest OLC
Order Number: 01148039

CLOSE PRINT

You have registered for the following class

Class ID : 00040741
Self Paced
Language : English
Duration : 30.00
[Attachments >](#)

★★★★★ < Share GO TO GROUP

ACTIVITIES

NAME	STATUS	ACTION
GIIF: M1 - Agriculture Insurance	<input type="radio"/> Not evaluated	LAUNCH
GIIF: M2 - Data Training	<input type="radio"/> Not evaluated	LAUNCH
GIIF: M3 - Overview of Pricing	<input type="radio"/> Not evaluated	LAUNCH
GIIF: M4 - Index - Based Livestock Insurance	<input type="radio"/> Not evaluated	LAUNCH

Troubleshooting Login issues

The following chart lists issues you might face during the sign-up or login process and way to address them.

#	Scenario	Resolution/Next Steps
1.	Unable to login as account is inactive/disabled in OLC	Contact olcsupport@worldbank.org for triage/ activation.
2.	Intermittently users are getting redirected to worldbank.org upon sign up	After completing the sign up, access the Saba course deep link URL https://wbg.sabacloud.com/Saba/Web_spf/NA1PRD0002/common/ledetail/00034134 in the same browser tab. You will be redirected to the OLC page without any password challenges.
3.	Invalid username/password	Change the password using the forgot password option.
4.	Unable to sign up/register in the sign up form	Ensure that all the mandatory fields are filled in prior to form submission. If issue persists, contact olcsupport@worldbank.org for assistance.
5.	Upon successful login, during redirection user receive BIG-IP error screen	This is due to conflicting user sessions. Pls switch to different browser and try logging in or clear the cache and open a new browser and try logging in.

In case of any other sign-up or login problems, please contact olcsupport@worldbank.org